

Carpet Extractors



A



B



C



D



**A. Sanitaire® Model SC6080 Commercial Carpet Extractor**

Quickly and easily cleans carpets and hard-to-reach areas. High-performance, three-stage motor is powerful enough to clean any size room. 150 psi pump and 9-gallon tank capacity. 137" waterlift suction motor. Automatic suction safety shut-off if unit tips over. Extra-large easy-roll wheels and molded handles for excellent maneuverability. Includes 15-ft. hose and detachable 12" single jet all-steel cleaning wand. 50-ft. power cord. UL Listed for commercial use. Manufacturer's limited one-year parts/labor warranty. Shpg. wt. 125-lbs.

EUR 6080 Each

**B. Sanitaire® Model SC6090 Self-Contained Commercial Carpet Extractor**

Entirely self-contained unit combines high-performance two-stage motor and heavy-duty motorized chevron brush for powerful, high-quality deep cleaning. 17" wide cleaning path. Simply press the cleaning solution button to easily dispense cleaning solution with 100 psi pump; 9-gallon tank capacity. Automatic suction safety shut-off if unit tips over. Extra-large, easy-roll wheels and molded handle for mobility. Detachable three-wire, 50-ft. power cord. UL Listed for commercial use. Manufacturer's limited one-year parts/labor warranty. Shpg. wt. 125-lbs.

EUR 6090 Each

**C. Sanitaire® Model SC6070 Spot Cleaner**

Perfect for touch-up cleaning of carpets, furniture, stairs and hard-to-reach areas. Powerful two-stage motor with 84" of water lift. 55 psi pump and 1.5-gallon tank capacity. Includes 8-ft. hose and 3" metal upholstery tool with on/off spray lever. Detachable 25-ft. power cord. UL Listed for commercial use. Manufacturer's limited one-year parts/labor warranty. Shpg. wt. 30-lbs.

EUR 6070 Each



**D. PRO-12 12-Gallon Carpet Extractor**

Easy-fill 12-gallon detergent solution tank. "Quick-Dump" 12-gallon recovery tank. The powerful 100 psi solution pump delivers a steady supply of extracting solution to the carpet. Dual high-velocity vacuum motors with over 160" of lift. Powerful water pickup gives faster carpet drying. Motor stays cooler with innovative air flow design. 25-ft. vacuum and solution hoses—clean 600 sq. ft. without moving the extractor. Semi-pneumatic 10" transport wheels for easy stair climbing. Convenient waste-height controls. Strong steel wand with 9" vacuum head and single spray jet. Manufacturer's five-year warranty on chassis, two-years on pumps and motors, one-year on tools.

MFM PRO-12-100-2 Each

**See pages 105-107 for Carpet Cleaners**

Professional RESOLVE® Carpet Extraction Cleaner is a concentrated shampoo that deodorizes while it cleans. Use one dilution for three different cleaning uses: carpet extraction cleaner, traffic lane cleaner and pretreatment spray. Low foaming formula contains strong grease cutting agents. Safe to use on wool, nylon, synthetic and stain-resistant carpets.





**A. Wet/Dry Vacuum**

Dual system for instant wet to dry changeover. Blower port. On-board tool storage. Comes complete with 12-ft. lock-on hose, two stainless steel extension wands, 14" plastic floor nozzle, floor tool with bristles, floor tool with squeegee, plastic utility nozzle, crevice tool and dusting brush. HEPA filtration system. Dent-resistant polymer tank with durable metal-frame cart. 35-ft. cord. UL Approved for commercial use.

No.	Tank Capacity	Unit Wt.	Shpg. Wt.	Each
RCP 9VWD12	12.5-Gallon	50-lbs.	60-lbs.	
RCP 9VWD16	16-Gallon	51-lbs.	62-lbs.	



**B. Mercury Storm Wet/Dry Tank Vac**

Powerful dual 2.67 HP / 2000 watt vacuum motors with separate switches for each. Super-durable poly tank construction. Includes 10-ft. vacuum hose, strong chrome-plated steel "S" wand and vacuum head. 1.5" vacuum hose locks securely to the tank port. 4-piece tool kit includes: dust brush, squeegee tool, scalloped bristle floor tool and crevice tool. 225 CFM airflow, 78" water lift. 20-gallon tank capacity. 50-ft. power cord. Manufacturer's one-year warranty on motor. Unit wt. 63-lbs.

MFM WVP-20	Each
------------	------



**C. Commercial Steam Vac™**

Commercial upright extractor/spotter with five rotating brushes deep cleans carpet fibers using hot tap water and cleaning solution. Ideal for quick pick-ups—no faucet hook-up! Remove-and-fill tank simply snaps into place. Features two brush speeds, automatic carpet height adjustment, fingertip dispenser control, handle release for cleaning under furniture, see-through cleaning and recovery tanks, large trundle wheels, built-in carrying handle. Includes 48-oz. bottle of detergent. One-gallon tank capacity. 35-ft. cord. UL and CSA Approved for commercial use. Manufacturer's one-year commercial warranty. Black/Gray. Shpg. wt. 31-lbs.

HOO C3820	Each
-----------	------



**D. Air Mover**

Efficient, high-quality air mover dries carpet and floors three times faster. The ½ HP, 115v motor offers three speeds and three angles to allow air flow in any direction. 2400 CFM. Specially designed high-density polyethylene housing for easy, durable handling. Stacks for convenient storage. Highly durable 10" galvanized steel fan wheel. 20-ft. power cord. Manufacturer's 10-year warranty on the chassis. Shpg. wt. 36-lbs.

EAG 1150	Each
----------	------



**E. Sanitaire® Commercial Three-Speed Air Mover with Built-On Dolly**

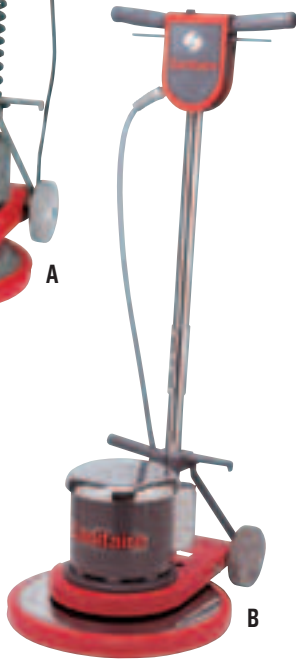
Dries carpet and floors quickly. Powerful ½HP motor makes this dryer perfect for carpet drying and restoration projects. Space-saving, stackable design. Easy to transport, no lifting—extend the dolly handle and go. Easy-carry molded handle, 3-position kickstand, two 5" hard-rubber wheels and thermal shut-off. Made of durable high-density polyethylene with reinforced motor lugs. 20-ft. power cord. Manufacturer's three-year parts replacement/one-year service labor warranty for commercial use. ETL Listed for commercial use. Shpg. wt. 42-lbs.

EUR 6052	Each
----------	------



Cleaning detergent included.

NEW



## Make them shine!



### SANITAIRE® COMMERCIAL FLOOR MACHINES

UL Approved for commercial use. Manufacturer's three-year parts/one-year labor warranty for commercial use.

#### A. Sanitaire® SC6001 Compact 12" Floor Machine

Compact and lightweight design with telescopic chrome steel handle for easy transport and compact storage. 12" brush diameter for use in tight spaces. Powerful 175 rpm motor. Quiet belt driven operation. Pad driver and five pads included. 25-ft. power cord. Shpg. wt. 65-lbs.

EUR 6001 **Each**

#### B. Sanitaire® SC6015 17" Floor Machine

Features the exclusive quick-connect handle reducing packaging size allowing for convenient ground shipping. Sanitaire® floor machines provide quality construction and durability backed by one of the largest service dealer networks in the industry. Ideal for stripping, spray buffing, scrubbing, sanding and more. Designed for durability with an all-steel housing, steel triple planetary gear drive and 175 rpm 1.5 hp motor. Built-in safety shut-off, 50-ft. power cord, heavy-duty wraparound furniture guard and steel brush cover. Shpg. wt. 123-lbs.

EUR 6015 **Each**

#### C. Sanitaire® SC6045 20" High-Speed Burnisher

Designed with all-steel housings, Sanitaire® floor machines are built to last. The exclusive quick-connect handle reduces packaging size allowing for convenient ground shipping. Sanitaire® floor machines provide quality construction and durability backed by one of the largest service dealer networks in the industry. Finish large areas quickly, quietly and smoothly. Designed for durability with smooth belt-driven operation and 1500 rpm 1.5 hp DC motor. Built-in safety shut-off, 50-ft. power cord and heavy-duty wraparound furniture guard. Shpg. wt. 115-lbs.

EUR 6045 **Each**

### See pages 102-103 for Floor Finishes



Extend the life of your floors! High-traffic area flooring need help to keep up their appearance. Use a floor finishing product in your maintenance program to provide maximum protection and brilliant shine.



**ULTRA HIGH-SPEED BURNISHERS**

Safety enhanced interlock switch leaves both hands conveniently in control. Nonconductive dual triggers eliminate shock potential. Fully adjustable handle positions. Balanced chassis design gives more precise pad pressure. All-metal chassis offers added weight for a faster, brighter shine. Separate nonmarking transport wheels prevent cross-contamination. 1.5 hp, DC rectified motor eliminates brownouts, low voltage problems and startup torque problems. Includes 50-ft. power cable. Motor plugs into power cable at handle base for easy, safe maintenance. Low-profile apron easily reaches under counters and covers. Nonmarring full-wrap bumpers protect walls and baseboards. Flexible padholder with threaded pad-centering device conforms to floor irregularities, delivering an even shine and gloss. UL Listed. Accepts 20" synthetic pads. Manufacturer's five-year warranty motor and transmission.

**A. PRO 1500**

13-15 amp motor. 1500 rpm brush speed. Shpg. wt. 89-lbs.

MFM PRO-1500-20	<b>Each</b>
-----------------	-------------

**B. PRO 2000**

Front-bearing wheel mounts on chassis for greater control. 13-15 amp motor. 2000 rpm brush speed. Shpg. wt. 89-lbs.

MFM PRO-2000-20	<b>Each</b>
-----------------	-------------

**C. PRO-175 Series Super Heavy-Duty Floor Machines**

Powerful scrubbing, stripping and polishing at 175 rpm. Safety enhanced interlock switch leaves both hands conveniently in control. Safety enhanced nonconductive dual triggers. 48" tall handle is fully adjustable for all operators. Precision-balanced, 1.5 hp, heavy-duty, 66-frame motor. 15", 17" and 21" size traditional all metal reinforced bell housing aprons. Pad driver with 1" riser is 1" smaller than buffer size. Separate 50-ft. safety power cable. Motor plugs in at handle base for easy maintenance. Nonmarking retractable 6" wheels for easy transport. Manufacturer's five-year warranty on motor, transmission and chassis. (Pad driver not incl.)

No.	Apron Size	Shpg. Wt.	Each
MFM PRO-15	15"	96-lbs.	
MFM PRO-17	17"	102-lbs.	
MFM PRO-21	21"	105-lbs.	

**PRO Pad Driver**

(Not shown) For use with PRO-175 Series Super Heavy-Duty Floor Machines. Poly bristle style with riser, universal clutch plate and shower feed holes.

No.	Pad Dia.	For Use With	Each
MFM 1505	14"	PRO 15	
MFM 1705	16"	PRO 17	
MFM 2105	20"	PRO-21	



**FLOOR MACHINE ACCESSORIES**

**D. Short Trim Pad Driver**



Red, 1/2" long, poly fibers are unevenly trimmed and widely spaced for pad holding power. Universal clutch plate attached. Fits most machines. Manufactured on a durable plastic block with riser.

No.	For Pad Dia.	Each
BRU PPP17	17"	
BRU PPP18	18"	
BRU PPP19	19"	
BRU PPP20	20"	

**E. Universal Clutch Plate**

Recommended for most applications. Reinforced nylon with 5" center hole.

BRU N92	<b>Each</b>
---------	-------------



Universal clutch plate attached.

